

April 21, 2025

This document contains key information you should know about Lincluden Balanced Fund (the “Fund”), Series F units. You can find more detailed information in the Fund’s simplified prospectus. Ask your representative for a copy, contact Lincluden Investment Management Limited at 1-844-373-4240 or clientservice@lincluden.net, or visit www.lincluden.com.

Before you invest in any fund, consider how the fund would work with your other investments and your tolerance for risk.

QUICK FACTS

Date Series Started:	September 29, 2000	Fund Manager:	Lincluden Investment Management Limited
Total Value of Fund on February 28, 2025:	\$104.9 million	Portfolio Manager:	Lincluden Investment Management Limited
Management Expense Ratio:	0.36%	Minimum Investment:	\$5,000 initial

WHAT DOES THE FUND INVEST IN?

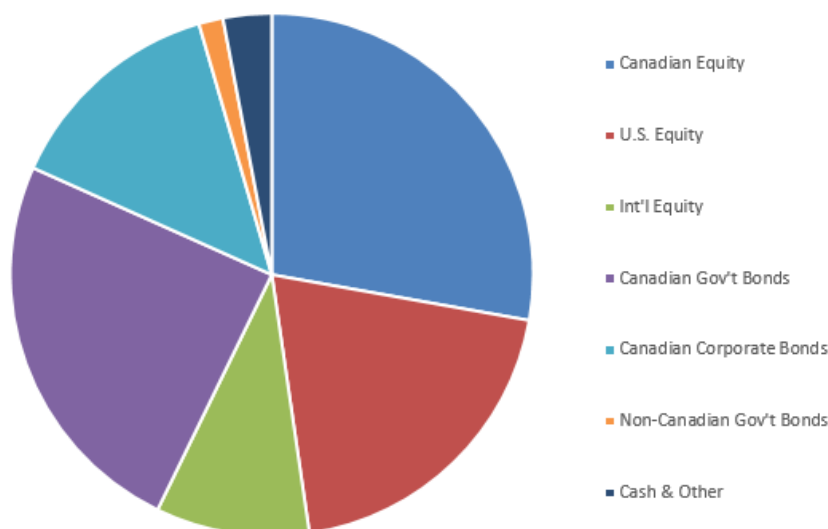
The investment objective of the Fund is to generate both capital appreciation (growth) and income, while maintaining a relatively low level of risk. To achieve its objective, the Fund invests in a diverse portfolio of stocks, government and corporate bonds and short-term instruments such as Government of Canada treasury bills. The exposure to these asset classes is expected to vary over time reflecting the Portfolio Manager’s analysis of the relative value of the asset classes. Foreign exchange forward contracts may be utilized to hedge non-Canadian dollar exposure.

These charts provide you with a snapshot of the Fund’s investments on February 28, 2025. The Fund’s investments will change.

Top 10 Investments (February 28, 2025)

1	Government of Canada, 2.5% 1DEC32	6.7%
2	Province of Ontario 2.05% 2JUN30	2.2%
3	Royal Bk Canada	2.0%
4	Province of Ontario 2.65% 2DEC50	1.6%
5	Toronto Dominion Bank	1.6%
6	Province of Ontario 2.6% 02JUN27	1.6%
7	U.S. Treasury 3.625% 15FEB53	1.5%
8	Province of Quebec 3.1% 1DEC51	1.5%
9	Canadian National Railway Co.	1.5%
10	Government of Canada, 1.75% 1DEC53	1.5%
Total percentage of top 10 investments		21.7%
Total number of investments		193

Investment Mix – (February 28, 2025)		% Weight
Equities		57.2%
Canada	27.8%	
U.S.	19.9%	
International	9.5%	
Fixed Income		39.8%
Canada	38.3%	
Government	24.5%	
Corporates	13.8%	
Non-Canadian		
Government	1.5%	
Cash & Other		3.0%



HOW RISKY IS IT?

The value of the Fund can go down as well as up. You could lose money.

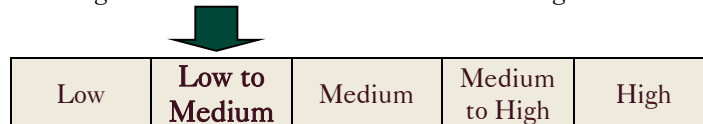
One way to gauge risk is to look at how much a fund's returns change over time. This is called "volatility".

In general, funds with higher volatility will have returns that change more over time. They typically have a greater chance of losing money and may have a greater chance of higher returns. Funds with lower volatility tend to have returns that change less over time. They typically have lower returns and may have a lower chance of losing money.

RISK RATING

Lincluden Investment Management Limited has rated this Fund's volatility as **low-to-medium**.

This rating is based on how much the Fund's returns have changed from year to year. It does not tell you how volatile the Fund will be in the future. The rating can change over time. A fund with a low risk rating can still lose money.



For more information about the risk rating and specific risks that can affect the Fund's returns, refer to the Risk section of the Fund's simplified prospectus.

NO GUARANTEES

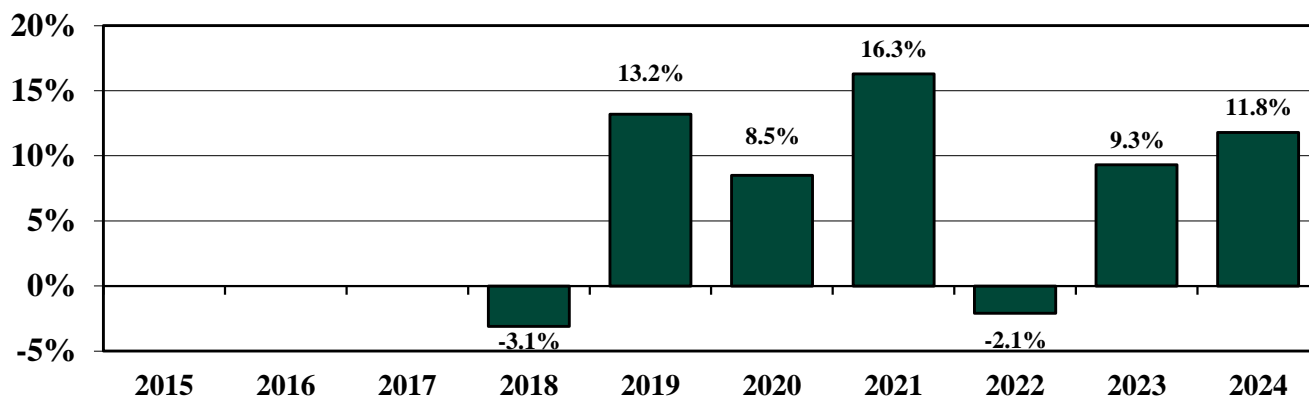
Like most mutual funds, this Fund doesn't have any guarantees. You may not get back the amount of money you invest.

HOW HAS THE FUND PERFORMED?

This section tells you how the Series has performed since inception. Performance is only shown for the year 2018 because no units were outstanding in prior years. Returns are after expenses have been deducted. These expenses reduce the Fund's return.

Year-By-Year>Returns

This chart shows how Series F units of the Fund performed in each of the past 10 years. The Fund dropped in value in 2 of the 10 years. The range of returns and change from year to year can help you assess how risky the Fund has been in the past. It does not tell you how the Fund will perform in the future. Returns for calendar years prior to 2018 are not available as there were no Series F units purchased and held for the full year.



Best and Worst 3-Month Returns

This table shows the best and worst return for Series F units of the Fund in a 3-month period over the past 10 years. The best and worst 3-month returns could be higher or lower in the future. Returns for calendar years prior to 2018 are not available as there were no Series F units purchased and held for the full year. Consider how much of a loss you could afford to take in a short period of time.

	Return	3 Months Ending	If you invested \$1,000 at the beginning of the period
Best Return	12.3%	June 30, 2020	your investment would rise to \$1,123.
Worst Return	-14.5%	March 31, 2020	your investment would drop to \$855.

Average Return

The annual compounded return of Series F units of the Fund was 7.5% since December 19, 2017, when the Series began to hold assets for a continuous period. If you had invested \$1,000 in Series F units of the Fund over the period, your investment would be worth \$1,679 on February 28, 2025.

WHO IS THE FUND FOR?

The Fund is suitable for those investors seeking a mix of equities and fixed income securities in a single fund. You are looking for a balance between capital appreciation potential and the generation of current income. You understand that you may experience a negative return over 12 month periods but your objective is to experience a return above the rate of inflation over five year periods.

A WORD ABOUT TAX

Depending on the tax rules and tax rates that apply to you, you may have to pay tax on your portion of the Fund’s earnings and gains, whether paid out to you in cash or reinvested in the Fund. Also, you may have to pay tax on any gain you realize when you redeem your investment in the Fund. However, if you hold your investment in a registered account such as a Registered Retirement Savings Plan or Registered Retirement Income Fund you will not have to pay tax on earnings or gains that are held in the registered account.

HOW MUCH DOES IT COST?

The following tables show the fees and expenses you could pay to buy, own and sell Series F units of the Fund. The fees and expenses – including any commissions – can vary among series of a fund and among funds. Higher commissions can influence representatives to recommend one investment over another. Ask about other funds and investments that may be suitable for you at a lower cost.

1. Sales Charges

No sales charges are applicable to Series F units of the Fund. Series F units of the Fund are designed exclusively for investors who participate in a fee-based program with a representative.

2. Fund Expenses

You do not pay these expenses directly. They affect you because they reduce the Fund’s returns.

As at December 31, 2024, the Series F expenses of the Fund were 0.36% of its value. This equals \$3.60 for every \$1,000 invested.

	Annual Rate (as a % of the Fund’s Value)
Management Expense Ratio (MER) This is the total of the Fund’s management fee (which includes the trailing commission) and operating expenses for Series A units of the Fund. Lincluden Investment Management Limited waived some of the Fund’s expenses. If it had not done so, the MER would have been higher.	0.36%
Trading Expense Ratio (TER) These are the Fund’s trading costs.	0.02%
Fund Expenses	0.38%

3. Other Fees

You may have to pay other fees when you buy, hold, sell or switch units of the Fund.

Fee	What you pay
Short-Term Trading Fee	2% of the value of units you sell within 90 days of purchase. These fees are paid to the Fund.

WHAT IF I CHANGE MY MIND?

Under securities law in some provinces and territories, you have the right to:

- withdraw from an agreement to buy mutual fund units within two business days after you receive a simplified prospectus or Fund Facts document, or
- cancel your purchase order within 48 hours after you receive confirmation of the purchase.

In some provinces and territories, you also have the right to cancel a purchase, or in some jurisdictions, claim damages, if the simplified prospectus, annual information form, Fund Facts document or financial statements contain a misrepresentation. You must act within the time limit set by the securities law in your province or territory.

For more information, see the securities law of your province or territory, or ask a lawyer.

FOR MORE INFORMATION

Contact Lincluden Investment Management Limited or your representative for a copy of the Fund's simplified prospectus and other disclosure documents. These documents and the Fund Facts make up the Fund's legal documents.

Lincluden Investment Management Limited
201 City Centre Drive
Suite 201
Mississauga, Ontario
L5B 2T4

1-844-373-4240
clientservice@lincluden.net
www.lincluden.com

To learn more about investing in mutual funds, see the brochure **Understanding mutual funds**, which is available on the website of the Canadian Securities Administrators at www.securities-administrators.ca.
